ROYAL SERIES

Neuma DOORS®

About Neuma Doors

Neuma Doors stands apart as the industry leader in quality and design innovation. Backed by the strength of Nan Ya Plastics Corp. USA, our vertical integration incorporates comprehensive quality control measures through each step of the production cycle, from the manufacture of raw materials to the final door assembly. Our dedication to production excellence and environmental preservation has been recognized with ISO 9001 and ISO 14001 certifications.

Whether your patio door is the gateway to backyard recreation and relaxation, or a busy access point to your home, Neuma Doors blend of function and style will provide years of enjoyment with minimal maintenance.

Redefining the home, one door at a time…

INDEX

Door Design Pg. 8
Features & Benefits Pg. 10
Energy Star Pg. 12
Impact Options Pg. 14

Products
- Hinged Series Pg. 16
- Vented Sidelight Pg. 20
- Gliding Series Pg. 22

Design Options
- Transom & Sidelight Pg. 26
- Glazing Options Pg. 30
- Simulated Divided Lites Pg. 31
- Grilles Between Glass Pg. 31
- Blinds Between Glass Pg. 32
- Finish Options Pg. 34
- Hardware Options Pg. 36
- Screen Options Pg. 38
- Brick Mold Options Pg. 38

Door Design Specifications Pg. 40
Unit Dimensions and Specifications Pg. 42

Guides
- Handing Pg. 59
- Painting Pg. 60
- Staining Pg. 61
- Cleaning & Maintenance Pg. 62

Test Results Pg. 64
Warranty Pg. 69

Expansive Views....

Appreciate wide, expansive views with Neuma Fiberglass Patio Doors.

With large glass viewing areas and beautiful finishes, a Neuma Patio Door perfectly frames your view.

Energy efficient ENERGY STAR certified doors allow you to create an indoor space that is open to the outdoor views and infused with natural light.

ENERGY STAR PARTNER

Extended Living Room...

Extend your living area with a Neuma Patio Door and create a flexible space that accomodates the way you live. Dramatically open your living space to the surrounding breezes and views.

Neuma Doors offer the optimum combination of appearance, performance and durability. Emulating the look and feel of traditional wood doors, Neuma Fiberglass Patio Door Systems are precision engineered to provide protection against water infiltration and will look wonderful now and for years to come.

Design the **perfect** door for **your space**

1 Select Your Door Type

Choose from Hinged or Gliding Doors

Select our Full Lite door style for maximum views or choose the ¾ Lite door style for added architectural detail.

2 Select Your Configuration

Select the number of panels – With options from a single door to 4 panel configurations, Neuma offers the best design to fit your space. Our wide range of configurations allows you the flexibility to design your perfect door.

Enhance your door and increase your viewing area with sidelights and transoms.

3 Select Your Glass

Add a touch of style to your door with our divided lite options, available as simulated divided lites (SDL) or as grilles between the glass (GBG).

When privacy is a concern, select blinds between the glass, now available in an energy efficient Low E option.

4 Complete your design with our selection of finishes and hardware

Choose from our smooth white paintable finish or one of our woodgrain options to best suit your space.

Handlesets and hardware are included with your Neuma Door system. Select the hardware style and color to compliment your home.

Features and Benefits

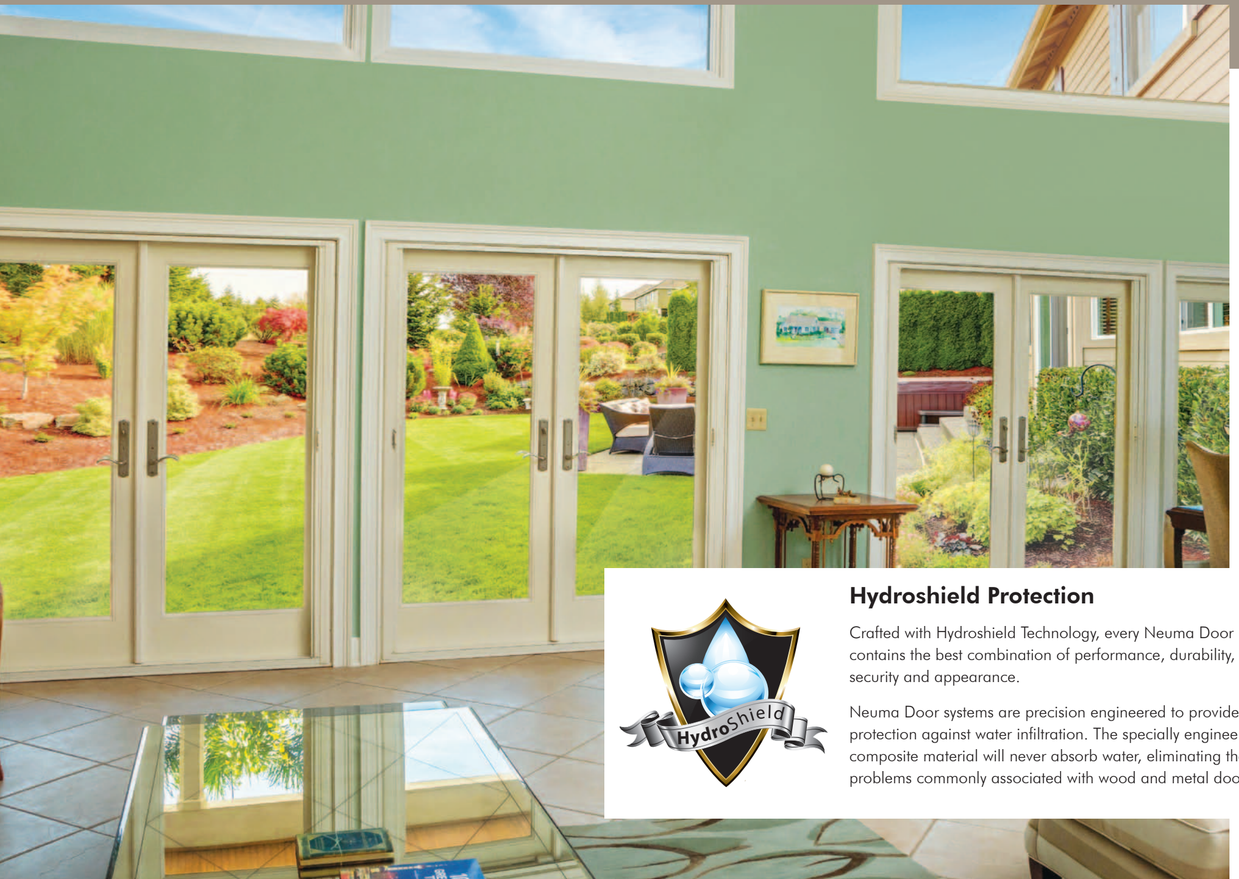

Hydroshield Protection

Crafted with Hydroshield Technology, every Neuma Door contains the best combination of performance, durability, security and appearance.

Neuma Door systems are precision engineered to provide protection against water infiltration. The specially engineered composite material will never absorb water, eliminating the problems commonly associated with wood and metal doors.

Full Composite Stiles and Rails

Composite stiles and rails provide water infiltration protection on each side of the door. The dense composite material does not allow any water penetration and provides protection against rotting, splintering and delamination.

- No Exposed Wood
- Will Not Absorb Moisture
- Will Not Rot, Splinter or Delaminate
- Twice the screw-holding power of traditional wood-edged doors

Waterproof Composite Jambs

Designed for a lifetime of use, Neuma's composite jambs provide remarkable protection against moisture and will never rot, splinter or delaminate.

High Impact Fiberglass Door Skin

Our compression molded fiberglass door skin replicates the look and feel of real wood, yet will not splinter warp, rot, dent or rust. The pre-pigmented fiberglass surface is easy to maintain and can easily be stained or painted to match the color scheme of your home.

- Superior protection and durability
- Easy to clean and maintain
- Easy to paint or stain
- Available in smooth white or stained woodgrain finishes

Flush Glazed

The flush glazed system provides a clean finished look with added weather protection. If needed, the glass bead is easy to remove for quick glass replacement.

Energy Efficient Glass

Neuma Doors include standard LoE^3 366 insulated glass with Argon for increased energy efficiency. Our optional LoE blinds between the glass provide superior energy performance and are ENERGY STAR certified.

CFC-Free Foam Core

Neuma Patio Doors contain 100% CFC-free polyurethane foam core that complies with United States environmental standards to protect the Earth's ozone layer and provides superior insulation and soundproofing.

Built to Last

Neuma Doors undergo rigorous testing for structural stability, forced entry, water infiltration, air infiltration, and energy efficiency.

Energy Star

Environmental Responsibility

As part of our ongoing commitment to environmental conservation, Neuma Doors, backed by Nan Ya Plastics Corp. USA, has developed comprehensive programs focused on recycling, reducing carbon emissions and water and energy conservation.

Neuma Doors are manufactured with recycled materials and do not contain any harmful CFC's that damage the Earth's ozone layer.

As the leading manufacturer of energy efficient patio doors, we help reduce home energy use across the country and are a proud partner with the Environmental Protection Agency's ENERGY STAR Program.

ENERGY STAR is an EPA voluntary program that helps businesses and individuals save money and protect our climate through superior energy efficiency. ENERGY STAR certified doors lower energy bills, reduces greenhouse gas emissions from power plants and help keep the indoor environment consistently comfortable.

Reduce Your Energy Use

Home energy use accounts for about one-quarter of your carbon footprint. As part of an energy efficient home, ENERGY STAR certified doors help reduce your energy use.

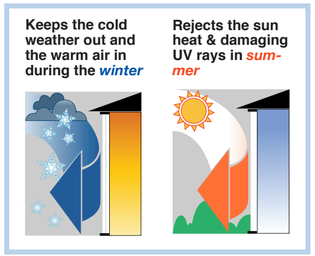

Stay Warm in the Winter

With ENERGY STAR certified Neuma Doors, the interior glass stays warmer, so you can stay warm even when the outside temperature is below freezing.

Stay Cool in the Summer

ENERGY STAR certified doors help you stay cool on hot summer days. By reducing the "heat gain" into your home without reducing the visible light, you get a bright space without the extra heat.

Neuma Doors meet or exceed the rigorous testing in EPA-recognized laboratories and meet the U-Factor and SHGC (Solar Heat Gain Coefficient) qualifications for ENERGY STAR Certification **EVERYWHERE** in the United States.

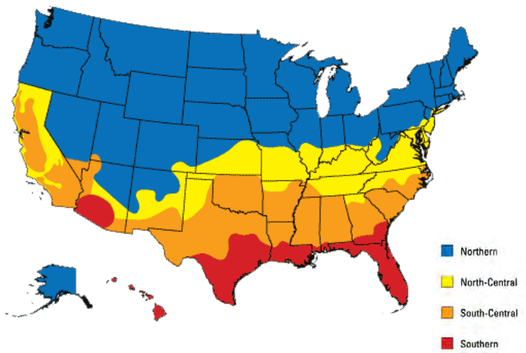

Door			
Glazing Level	U-Factor[1]	SHGC[2]	
Opaque	≤ 0.17	No Rating	
≤1/2-Lite	≤ 0.25	≤ 0.25	
>1/2- Lite	≥ 0.30	Northern North-Central	≤ 0.40
		Southern South-Central	≤ 0.25

U-Factor measures how well the door prevents heat from escaping the home. The lower the U-Factor, the better the door performs at keeping heat inside.

SHGC measures how much heat from the sun is blocked by the door. The lower the SHGC, the better the protection against solar heat.

What makes a Neuma Door Energy Efficient?

Insulated energy efficient glass reduces heat flow.

Improved CFC-free polyurethane foam core for energy efficient insulation.

Precision engineered door system with weather stripping for reduced air leakage.

Impact Option

Designed to protect people and property during violent storms, Neuma's Impact Rated Doors provide the ultimate storm protection for your home and include the following standard features:

- High impact fiberglass panels for strength and durability
- 1" insulated laminated impact glass for extra security and protection against broken glass
- HPVD (High Physical Vapor Deposition) for additional protection in harsh environments

Storm damage can be caused by debris that is picked up and hurled towards your home in high winds. These objects, set on a collision course with your home, can penetrate doors and provide an entry point for water, high winds and additional debris. Our Impact Doors stand up to the harshest conditions and are more resistant to denting than traditional metal doors.

If the glass on a Neuma Impact Door is broken, our standard 1" insulated laminated impact glass maintains its integrity thanks to the vinyl interlayer which remains in the door frame. This vinyl interlayer stays intact and prevents broken glass fragments and additional debris from entering the home. Unlike most other doors on the market, Neuma Doors unique removable glazing bead allows for glass replacement without the added expense of purchasing an entirely new unit.

Neuma's Impact Rated Doors are certified by the Texas Department of Insurance, Florida Building Code, with HVHZ options available for use in High Velocity Hurricane Zones. Neuma Doors Impact Hinged Inswing and Gliding Doors can withstand windstorm of over 145 mph and our Hinged Outswing can withstand windstorm as high as 170 mph. (AAMA / NWWDA / CAS101 / I.S. 2 / A440-8)

With a variety of door styles, design options and configurations, Neuma Doors are an affordable option to expensive and unsightly roll-down or accordion style shutters

If a home has been breached through a broken door or window, wind can then enter. This causes an increase in pressure that can lift the roof and push the walls outward.

Our Impact Series help preserve the house's envelope to minimize the damage from the storm's elements.

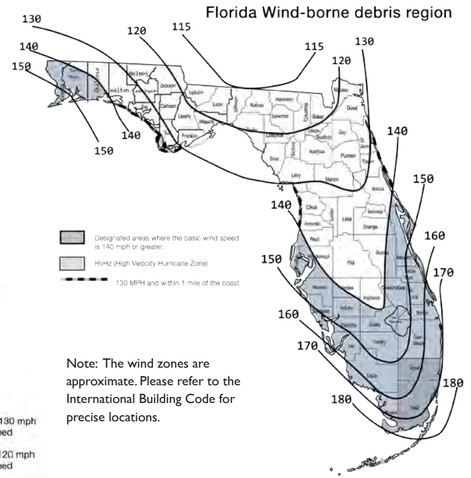

Note: The wind zones are approximate. Please refer to the International Building Code for precise locations.

Hinged Series

Features

- Panels and frames made of composite material with Hydroshield Technology for advanced moisture protection and maximum durability
- Durable fiberglass skins will not rust, dent, split or rot
- ENERGY STAR certified in all 50 States
- Durable CFC-free polyurethane foam panel core
- Stainless steel hinges
- Removable glazing bead for easy glass replacement
- Door heights available in 6'-8", 6'-11", 7'-6" and 8'-0" sizes
- Frames available in 4-9/16" or 6-9/16" sizes
- Thresholds include drainage systems to channel water away from doors
- Paintable smooth surface is standard with options for stainable wood textured surface
- Doors tested for structural stability, water infiltration, air infiltration, forced entry, and energy efficiency

The Neuma Door system is ready to install and provides complete protection from the elements. Doors and frames are enginered to work together to withstand use in the harshest enviroments.

Select and **build** your own **Hinged Unit**

Full Lite Option

Full Lite unit available in smooth, stainable woodgrain and white woodgrain finish .

3/4 Lite Option

3/4 Lite design available in a smooth finish or a mahogany grain that emulates the beauty of natural hard-wood.

Single Hinged/Fixed Unit

Double Hinged

Center Hinged

Unique to our Center Hinge Design

Neuma's center hinge design has unique features that allow it to withstand the elements and allow for years of reliable use.

1. Our durable aluminum mullion, covered with composite material, can withstand strong winds and heavy rains.

2. Built-in screen channels make retractable screen installation a simple task.

3. Continuous head and sill for increased strength.

Combo Options

Mull Kits

Hinged Outswing | Hinged Inswing

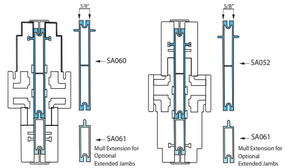

Be creative in building a custom large view hinged door design. Build a three panel hinged door unit with a single opening on a center hinged unit or broaden your double hinged into a 2+1 or 2+2 unit.

Grille Options

Grilles are used to visually divide the glass area of the door for added architectural detail. Grilles Between Glass (GBG) are aluminum grilles sealed between the two layers of glass and offer an attractive low maintenance option. Simulated Divided Lites (SDL) are applied directly to the glass surface and offer a more traditional appearance. Neuma offers standard 10, 12, 15, and 18 grill patterns as well as custom grille patterns available through special order.

Available Grille Pattern

6'8 & 6'11 Height items

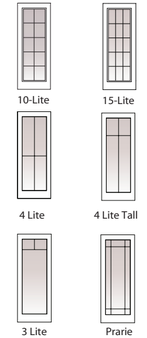

For 8' Height

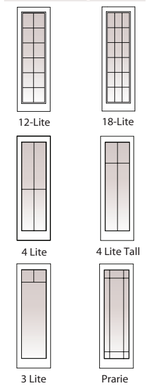

Standard Features Chart

Hinged Door - Standard Features	Hinged 6'8" & 6'11"	Hinged Impact 6'8" & 6'11"	Hinged 7'6" & 8'0"	Hinged Impact 7'6" & 8'0"
Smooth White Interior Finish	•	•	•	•
Smooth White Exterior Finish	•	•	•	•
Tiffany or Royal Handleset in White, Dark Brown, Gold Brass or Satin Nickel	•		•	
HPVD Royal Handleset in Satin Nickel or Gold Brass		•		•
Sill Color Matched with Handleset (white handleset comes with satin nickel sill)	•	•	•	•
Single Point Lock	•			
Multi Point Lock		•	•	•
4 9/16" Jamb Width	•	•	•	•
LoE³ 366 Glass	•		•	
LoE³ 366 Laminated Impact Glass		•		•

Vented Sidelight Options

Operable Vented Sidelights

- Continuous head and sill, with a mullion system design to maximize stability and ease of installation.
- Sidelights come standard with multipoint locking system for stability and security.
- Sidelights come standard with stationary screens for maximum comfort. Screens are removable for cleaning.
- No extra assembly required. Vented Sidelight door units are designed and delivered fully assembled.
- Fully operable hinged sidelights
- Available in wood grain finish
- Optional retractable screens available

Fully Operable hinged Sidelights

Sidelight vents feature a craftsman style thumb-turn.

Height 6′-8″ only

Width 6′-0″ and 8′-0″

Shown with golden oak finish, gold brass Royal handle set and craftsman style (GBG).

Shown with medium oak finish and satin nickel Royal handle set.

Gliding Series

Features

- Panels and frames made of composite material with Hydroshield Technology for advanced moisture protection and maximum durability
- Durable fiberglass skins will not rust, dent, split or rot
- ENERGY STAR certified in all 50 States
- Durable CFC-free polyurethane foam panel core
- Advanced interlocking seal design
- Monorail track for reduced friction
- Adjustable stainless steel tandem rollers
- Removable glazing bead for easy glass replacement
- Door heights available in 6′-8″, 6′-11″, 7′-10″ and 8′-0″ sizes
- Frames available in 4-9/16″ or 6-9/16″ sizes
- Thresholds include drainage systems to channel water away from doors
- Paintable smooth surface is standard with options for stainable wood textured surface
- Doors tested for structural stability, water infiltration, air infiltration, forced entry, and energy efficiency

1. **Advanced Interlocking Seal Design** - provides superior weather protection.
2. **Optional Retractable Screens** - are an attractive option that keeps the screen hidden from view when not in use.
3. **Co-extruded glazing bead** - is designed for easy glass replacement.
4. **Weep Holes** - allows water to drain away from the door while keeping dirt and dust out.
5. **Bottom Wind Stopper** - provides extra weather protection and helps prevent air leakage.
6. **Adjustable Stainless Steel Tandem Rollers** - are designed for smooth effortless operation.

1 Advance Interlocking Seal Design

2 Retractable Screen
Optional retractable screens available.

3 Co-extruded glazing bead

4 Weep Hole

5 Bottom Wind Stopper

6 Adjustable Stainless Steel Tandem Rollers

Select and **build** your own Gliding Unit

	Fixed	2 Panel Unit	4 Panel Gliding Option
Full Lite Option			
3/4 Lite Option			

Gliding Options

Combo Options

Be creative in building a custom large view gliding unit design. Build a multi-panel glider unit on your standard double gliding unit with our impact tested mull post system.

Mull Kits

Gliding

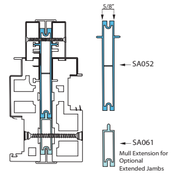

Grille Options

Grilles are used to visually divide the glass area of the door for added architectural detail. Grilles Between Glass (GBG) are aluminum grilles sealed between the two layers of glass and offer an attractive low maintenance option. Simulated Divided Lites (SDL) are applied directly to the glass surface and offer a more traditional appearance. Neuma offers standard 10, 12, 15, and 18 grill patterns as well as custom grille patterns available through special order.

Available Grille Pattern

6'8 & 6'11 Height items

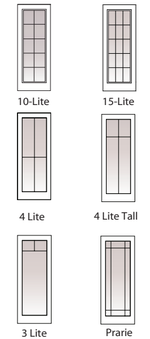

For 8' Height

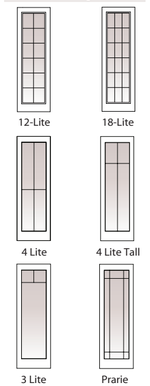

Standard Features Chart

Gliding Door - Standard Features	Gliding 6'8" & 6'11"	Gliding Impact 6'8" & 6'11"	Gliding 7'10" & 8'0"	Gliding Impact 7'10" & 8'0"
Smooth White Interior Finish	•	•	•	•
Smooth White Exterior Finish	•	•	•	•
Standard Handlest in White, Dark Brown, Gold Brass or Satin Nickel	•		•	
HPVD Handleset in Satin Nickel or Gold Brass		•		•
White Sill	•	•	•	•
Single Point Lock	•			
Multi Point Lock		•	•	•
4 9/16" Jamb Width	•	•	•	•
LoE³ 366 Glass	•		•	
LoE³ 366 Laminated Impact Glass		•		•

Transom & Sidelight Options

Enhance the look of your door and brighten your space with transoms and sidelights.

Transom windows above the door add charm and character and allow light to pass while, maintaining your privacy. Neuma Doors offers transoms in a variety of sizes and styles for both hinged and gliding door styles. With an array of divided light patterns, you can design the transom to compliment the style of your home and patio door.

* Net Jamb dimensions are 5-3/4" and 7-3/4"
* Shipped unstacked (not mulled)
* Transoms are tested seperatly from door unit.

Sidelights visually open up the doorway and increase the ambient light and access to the outdoor views. Choose from our expansive offering of sidelights for both hinged and gliding doors. For added fresh air ventilation, select the Vented Sidelight option which features fully operable sidelights with multi-point locks and stationary screens.

Typical Sidelight and Transom Combinations

Combination with mull kit

Gliding Series

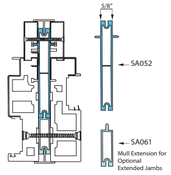

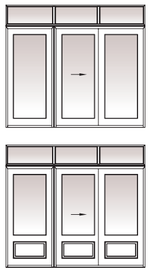

Hinged Series

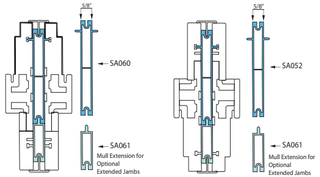



Combination with mull post and continous sill

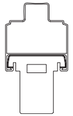

Hinged Units are available only on inswings

Gliding Units are available in OXXO 12ft Units



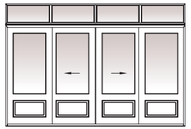

Transom Mull Kit

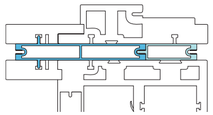

Gliding

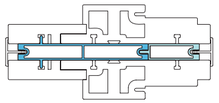

Inswing Hinged

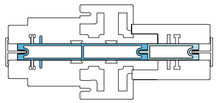

Outswing Hinged

Glazing Options

Standard Insulated Glass

The insulating effect of your doors has a direct impact on how your rooms feel. Our glazing options provide not only a beautiful entry, but also a reliable barrier against the heat and damaging rays of the hot sun. Each double pane Low-E glass option provides Argon gas filled insulation to prevent the transfer of heat, keeping heat in during the winter and out during the summer. Available LoE^3 glass options are designed to reflect ultra-violet light, not only keeping interiors cooler or warmer, but also protecting interior furnishings from fading. Warm edge spacers help to keep the panes at the correct distance apart while reducing heat flow and preventing condensation.

Standard LoE^3 366 glass, ultimate performance glass

An unprecedented 3 layers of silver and Argon gas fill results in a clear coating that blocks the solar heat gain, reflects heat and lets the light stream in giving you the ideal balance of solar control and high visibility. LoE^3 366 is also the perfect choice for cold weather climates, helping to keep higher interior glass temperatures in cold weather, dramatically improving any thermal discomfort from the cold outside air.

Optional LoE^3 340 glass, glare back at the sun

The solution to solar glare and thermal discomfort starts with LoE^3 340 glass with Argon gas fill. Uncontrolled sunlight can be an offender by bringing thermal discomfort and creating visual glare. LoE^3 340 glass provides a great combination of aesthetic appeal along with energy savings and indoor comfort.

Optional Insulated Laminated Impact Glass

Laminated glazing offers the greatest protection from life's storms. Neuma Doors impact glazing gives you and your home the best level of security and assurance. During windstorms and hurricanes, wind borne wreckage can impact windows, with gusting, pervasive winds to follow. The broken glass fragments adhere to the interlayer and maintain the home's defense from the wind, rain and forced entry. Laminated impact glass adds security and cannot be cut from one side only.

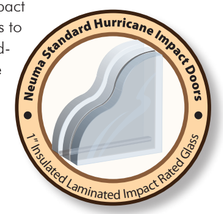

Simulated Divided Lites (SDL)

Simulated divided lites give you the classic look and feel of a true divided lite door. 100% Composite SDL bars are fixed directly to the glass and can be ordered with or without Grilles Between the Glass. 7/8" SDL bars are available for 5/8", 3/4" and 1" glaze options in both smooth and woodgrain textures in finishes to match the door's finish.

Grilles Between Glass (GBG)

Flat white ¾" grilles between two layers of glass are available in 10, 12, 15 and 18 standard lite patterns or can be customized by special order.

Blinds Between the Glass

Blinds Between the Glass

Available in either Clear or Low E options, blinds between the glass feature a cordless tilt, raise and lower operation. The mini blinds are sealed between 2 panes of glass within the door and provide several key benefits.

CLEANLINESS – No accumulation of dust or allergens.

SAFETY –No hanging cords or operators and provide maximum safety protection for children and pets.

PRIVACY AND LIGHT CONTROL – Flexibility to adjust to your desired level of privacy and sunlight. Raise the blinds completely for maximum sunlight and an unobstructed view or close completely for total privacy.

DURABILITY - Blinds stay protected from damage behind the glass and away from curious little fingers and paws.

ENERGY STAR
Certified LowE Blinds

The Low E Blinds Between the Glass option are ENERGY STAR certified and are built with Low E glass that improves the energy efficiency of the door. The one operator control system provides raise, lower AND tilt options in one sleek operator design.

Finish Options

Available pre-pigmented or pre-stained colors

Unstained | Golden Oak | Medium Oak | Dark Mahogany | White Wood grain

Standard Finish.
Standard finish on all of Neuma's Patio Doors.

Pre-finished combinations available for Neuma's Patio Door Units.
Neuma customers can have their patio doors customized with the following pre-finished combinations. There is an additional 8-10 week turnaround time on all orders. This option saves time and money by eliminating the need for finishing on-site.
* The smooth white is not a finished face.

Color Code	002	3N2	300	3MF	3M2	3RF	3R2	3K2	3K2	003	302
Interior	* Smooth White	Unstained	Unstained	Dark Mahogany	Dark Mahogany	Golden Oak	Golden Oak	Medium Oak	Medium Oak	White Wood Grain	White Wood Grain
Exterior	* Smooth White	* Smooth White	Unstained	Dark Mahogany	* Smooth White	Golden Oak	* Smooth White	Medium Oak	* Smooth White	White Wood Grain	* Smooth White

Standard smooth white can be painted, unstained can be stained.
3/4 Lite doors woodgrain door option is only available in a Mahogany woodgrain texture.
All colors in this catalog are computer-generated images and have been replicated as accurately as possible.

Hardware

Tiffany Series

White (POWDER COATED) | Dark Brown (POWDER COATED) | Gold Brass | Satin Nickel | Chrome * Special price

Royal Series

White (POWDER COATED) | Dark Brown (POWDER COATED) | Gold Brass | Satin Nickel

Hardware Options

- Multi Point Lock Systems are optional on 6'-8", 6'-11" doors.
- HPVD (High Physical Vapor Deposition) coated handle sets are available in the Royal Style handle set in Gold Brass or Satin Nickel colors. The HPVD coating provides additional protection in harsh environments. HPVD coating requires proper maintenance. **SEE MAINTENANCE GUIDE FOR PROPER CARE INSTRUCTIONS.**

Standard Hinged Hardware

- Single Point Lock Systems are standard on 6'8" and 6'11" doors
- Multi Point Lock Systems are standard on 7'6" & 8'0" doors
- Handle Sets are available in your choice of color and style

Standard lock system

Precision-engineered entry spring latch and dead bolt lock design standard on Neuma's 6'8" and 6'11" door units.

Optional Multi Point Lock System for 6'8, 6'11"

Stainless steel strike plates provide excellent corrosion resistance, enhanced performance, smooth operation, and the best security value.

Standard on our 7'6" & 8'0" doors

Neuma's 7'6" & 8'0" doors come standard with our multi-point lock system. Unique to our 7'6" & 8'0" hinged door units, it features a 3 hook lock and keeper design to maintain the highest level of security.

*Muti-lock plate and strike plates are available in gold brass and satin nickel finishes only.

Standard Gliding Hardware

- Single Point Lock Systems are standard on 6'8" and 6'11" doors
- Multi Point Lock Systems are standard on 7'10" and 8'0" doors
- White Sills are standard on all doors
- Handle Sets are available in your choice of color

Standard Handleset Choices

Gold Brass | Satin Nickel | Dark Brown (POWDER COATED) | White

****Straight Handleset Option***

- Exterior option only
- Not available with mini blind option
- Only available with a Satin Nickel finish

Hardware Options

- Multi Point Lock Systems are optional on 6'-8" and 6'-11" doors
- HPVD (High Physical Vapor Deposition) coated handle sets are available in Gold Brass or Satin Nickel colors. The HPVD coating provides additional protection in harsh environments. HPVD coating requires proper maintenance. **SEE MAINTENANCE GUIDE FOR PROPER CARE INSTRUCTIONS.**
- Straight exterior handle in Satin Nickel finish set is available as an option (straight handle set not compatible with blinds between glass option)

Standard Single Point Lock System for 6'8", 6'11"

Precision-engineered single mortise hook-style lock and keeper come standard on Neuma's 6'8" and 6'11" door units.



Optional Multi Point Lock System for 6'8, 6'11"

Stainless steel strike plates provide excellent corrosion resistance, enhanced performance, smooth operation, and the best security value.



Standard on our 7'-10" & 8'-0" doors

Neuma's 7'-10" & 8'0" doors come standard with our multi-point lock system. Unique to our 7'-10" & 8'0" gliding door units, it features a 3 hook lock and keeper design to maintain the highest level of security.

*Muti-lock plate and strike plates are available in gold brass and satin nickel finishes only.

Additional Options

Retreactable Screen

Standard Gliding Screen

Brick Molding

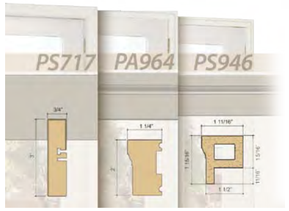

- Our retractable screens can be used in most of our patio door Systems: Inswing, Outswing, Center Hinged and Gliding.
- Available for single and double door units.
- Screentrack with individual lock plunger to open each door with ease. No magnets.

Door Design Specifications

Hinged Doors

Standard Features

- Standard hinged door units come with smooth white interior and exterior, LoE^3 366 glass, stainless steel hinges and 4-9/16" jambs.
- Single-point locks standard on 6'8" and 6'11" height doors.
- Multi-Point locks standard on all 7'6" and 8'0" height doors.

General Information

- Gold brass and dark brown handle sets come with matching sills and brass strike plates. Satin nickel and white handle sets comes with an aluminum sill and strike plates.
- 6'11" ¾ lite panel doors are available in inswing only.
- Extended 6-9/16" jamb options available.

Gliding Doors

Standard Features

- Standard gliding door units come with smooth white interior and exterior, LoE^3 366 glass and 4-9/16" jambs.
- Single-point locks standard on all 6'8" and 6'11" height doors.
- Multi-point locks standard on all 7'10" and 8'0" height doors.
- All units that measure over 9' in width are shipped knock-down (KD).

General Information

- Unfinished gliding doors come with a matching, paintable sill. All other gliding doors come with a white sill.
- Extended 6-9/16" jamb options available.

Impact Doors

Impact Rated Doors

- Impact door options come standard with smooth white interior and exterior, LoE^3 366 glass, stainless steel hinges, 4-9/16" jambs and HPVD coated handle sets.
- HPVD coated handle and lock set are only available in the Royal Series style in choice of satin nickel or gold brass finishes.

HVHZ Impact

- HVHZ impact rated units are tested under TAS 201, 202, 203.
- HVHZ impact rated doors are assembled with reinforced fiberglass panels.

Vented Sidelight

Standard Features

- Vented Sidelight standard units come with smooth white interior and exterior, LoE^3 366 glass, stainless steel hinges, and 4-9/19" jambs.
- Standard dead bolt and latch on the main door and multi-point locks on the sidelights are standard.
- Fixed screens on the sidelights are standard.

General Information

- Multi-point locks on the main door are available as an option.
- Vented sidelights are available in 6'8" height only.
- Vented sidelight units available as inswing door only.

Transoms

- Transoms are available to compliment many door configurations.
- Available for both hinged and gliding doors
- Available net jamb dimensions are 5-¾" and 7-¾"
- Transoms are tested independently from the door unit.
- Transoms are not factory mulled to the door unit. It is the sole responsibility of the installer to follow proper installation instructions.
- Transoms with grid patterns are available. It is the sole responsibility of the distributor to provide correct order information for proper grid alignment between the transom and the door.

Blinds

- Mini blinds available in Clear and LowE ENERGY STAR Certified options.
- Mini blinds option is not available with, impact glass, or ¾ lite panel options.

Hinged Series

Fixed Sidelight — Single Panel — Two Panel Units

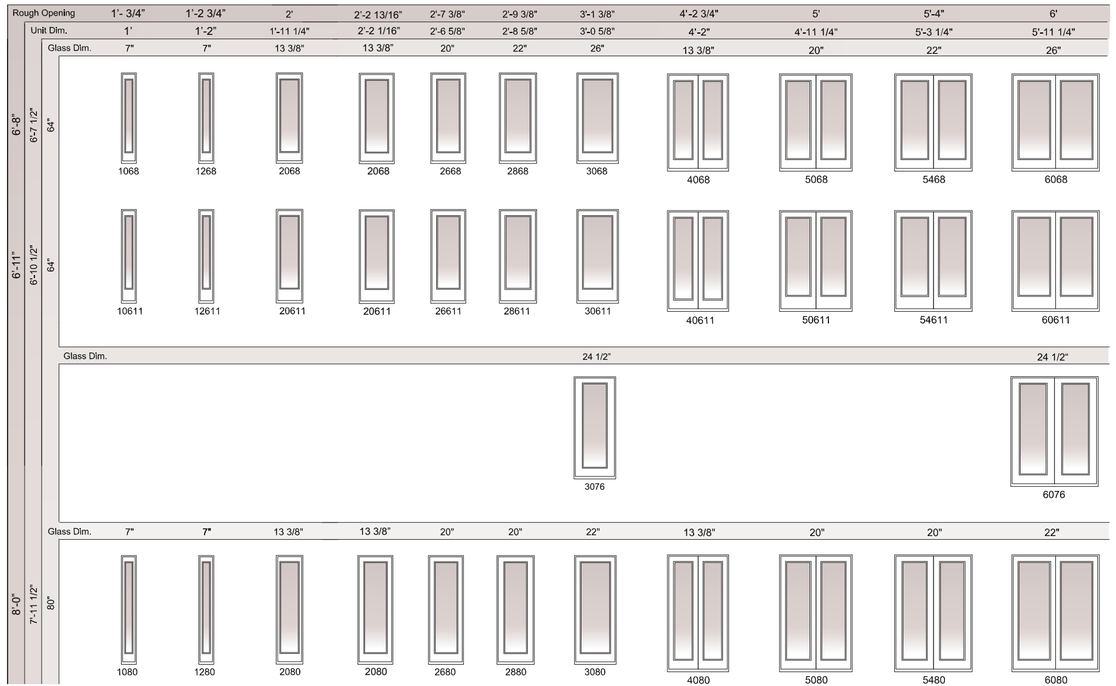

Available Grille Patterns

6'8 & 6'11 Height items

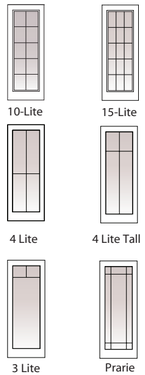

For 8' Height

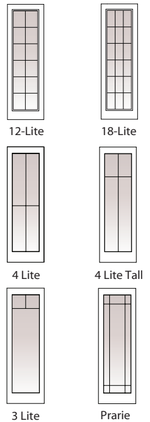

Inswing

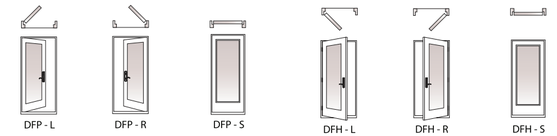

Center Hinged | Double Hinged | Stationary

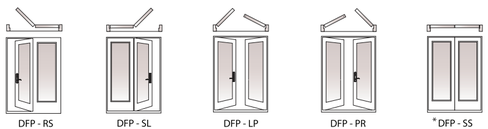

Outswing

Center Hinged | Double Hinged | Stationary

LEGEND

- Handing from exterior view
- Doors are not reversible
- Retractable screen available as an option

P= Passive
S= Stationary
R= Hinge at right side exterior view
L = Hinge at left side exterior view
DFP= Inswing
DFH= Outswing

Three Panel Units

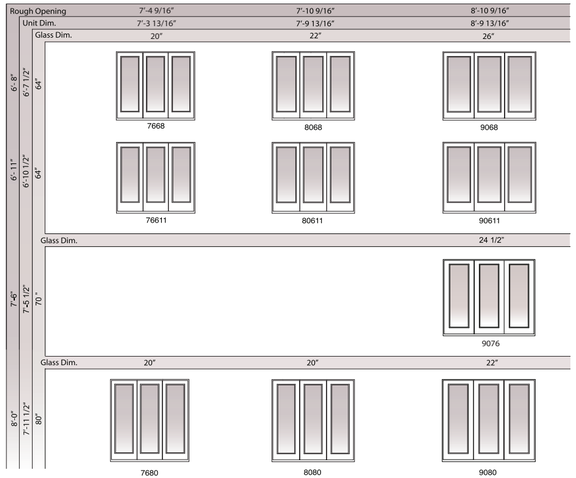

Inswing

Outswing

Available Grille Patterns

6'8 & 6'11 Height items

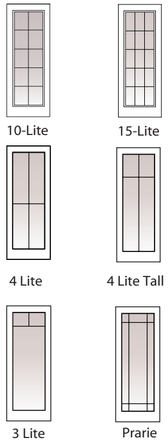

For 8' Height

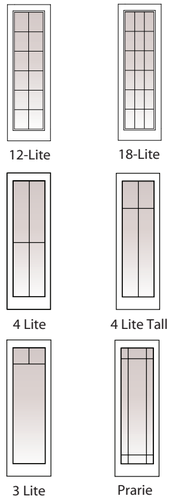

Fixed Sidelight Panels

Hinged Patio Door - Fixed Sidelights

Inswing

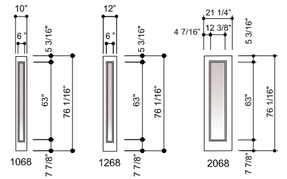

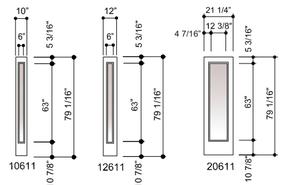

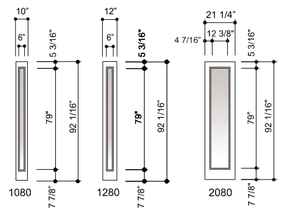

Outswing

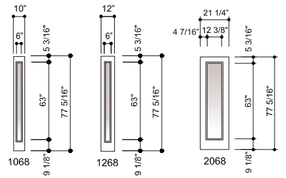

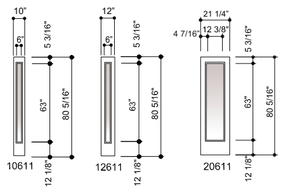

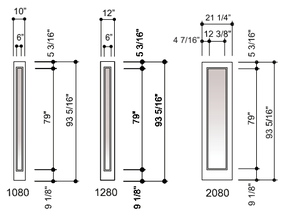

Mull Kits

Hinged Outswing

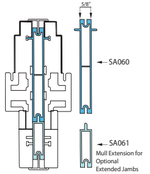

Hinged Inswing

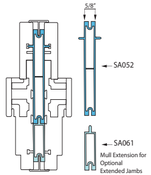

ADA Handicap Sill

Special Order ADA Compliant

LEGEND

- Handing from exterior view
- Doors are not reversible
- Retractable screen available as an option

S = Stationary
R = Hinge at right side exterior view
L = Hinge at left side exterior view

DFP= Inswing
DFH= Outswing

Inswing & Outswing Patio Doors

HINGED PATIO DOOR - INSWING

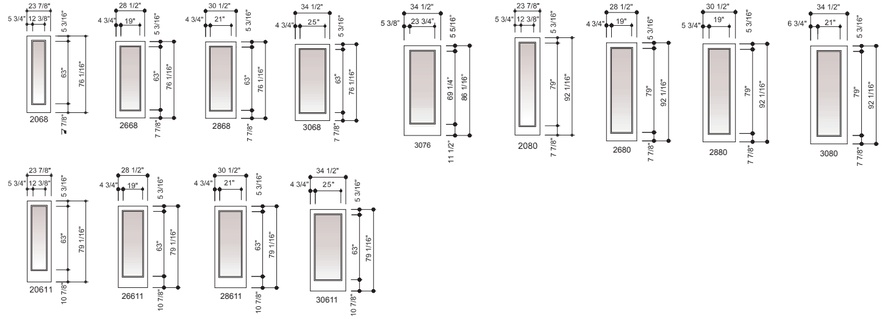

HINGED PATIO DOOR - OUTSWING

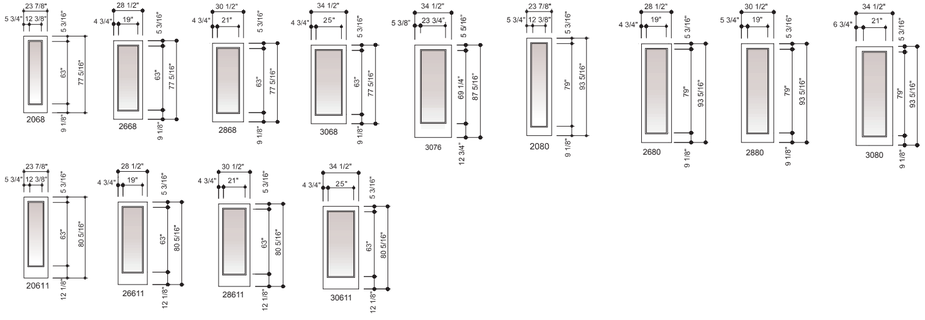

3/4 Lite Fixed Sidelight 3/4 Lite Single Panel 3/4 Lite Two Panel Units

	Rough Opening	1'-2 3/4"	2'-7 3/8"	2'-9 3/8"	3'-1 3/8"	5'	5'-4"	6'
	Unit Dim.	1'-2"	2'-6 5/8"	2'-8 5/8"	3'-0 5/8"	4'-11 1/4"	5'-3 1/4"	5'-11 1/4"
6'-8"	Glass Dim.	7"	20"	22"	26"	20"	22"	26"
6'-11" (6'-10 1/2" (for Inswing) 6'-9 7/16" (for Outswing))	6'-7 1/2" 48"	1268	2668	2868	3068	5068	5468	6068
	6'-7 1/2" 48"	12611	26611	28611	30611	50611	54611	60611
8'-0"	Glass Dim.	8"	20"	22"	26"	20"	22"	26"
	7'-11 1/2" 64"	1280	2680	2880	3080	5080	5480	6080

Inswing

Outswing

Inswing

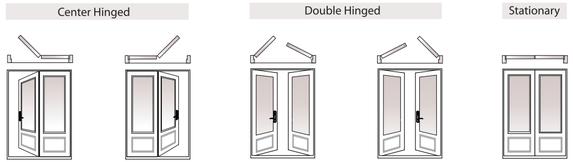

Outswing

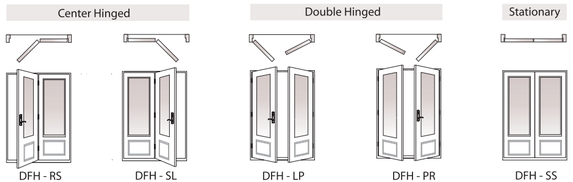

LEGEND

- Handing from exterior view
- Doors are not reversible
- Retractable screen available as an option

P= Passive
S= Stationary
R= Hinge at right side exterior view
L = Hinge at left side exterior view

DFP= Inswing
DFH= Outswing

3/4 Lite Three Panel Units

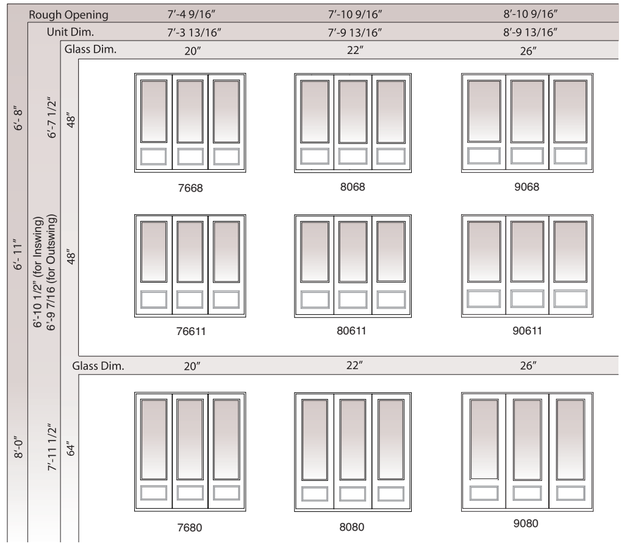

Inswing

Outswing

3/4 Lite Inswing & Outswing Patio Doors

Hinged Patio Door - Inswing

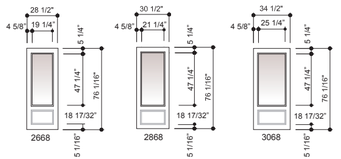

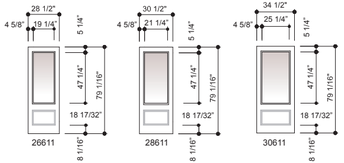

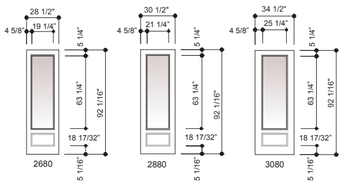

Hinged Patio Door - Outswing

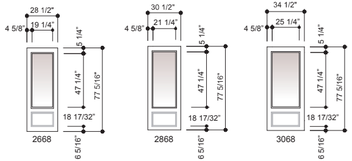

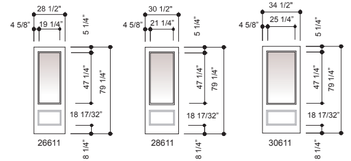

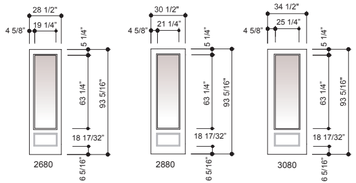

Hinged Patio Door Sidelights - Inswing

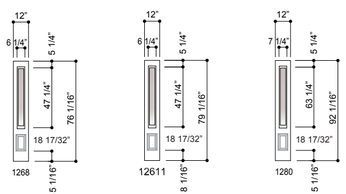

Hinged Patio Door Sidelights - Outswing

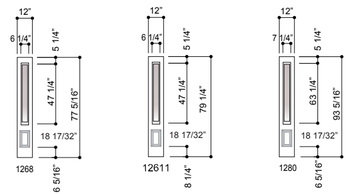

Vented Sidelight 6'8" Retro Fit

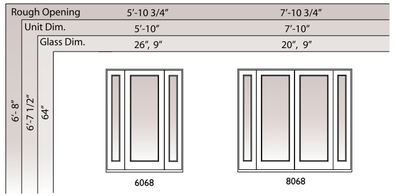

Inswing Vented Sidelight 6'8" Retro Fit

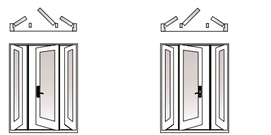

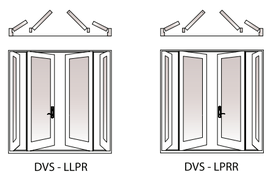

Vented Sidelight Patio Doors

6068 Vented Sidelight

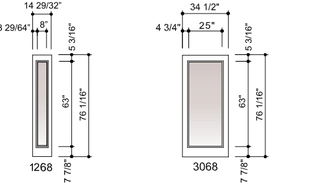

8068 Vented Sidelight

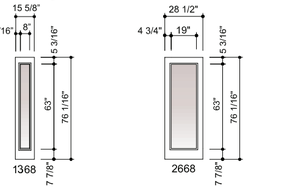

LEGEND

- Handing from exterior view
- Doors are not reversible
- Retractable screen available as an option

P = Passive
S = Stationary
R = Hinge at right side exterior view
L = Hinge at left side exterior view
DVS= Vented Sidelight

Gliding Series

Single & Two Panel Units

Rough Opening	2'-8 1/4"	3'-2 1/4"	4'-2 1/4"	5'	6'	8'
Unit Dim.	2'-7 1/2"	3'-1 1/2"	4'-1 1/2"	4'-11 1/4"	5'-11 1/4"	7'-11 1/4"
Glass Dim.	21 5/16"	27 5/16"	38"	21 5/16"	27 5/16"	38"
6'-8" / 6'-7 1/2" / 67"	DGP 2668 (O)	DGP 3068 (O)	DGP 4068 (O)	DGP 5068 (X O)	DGP 6068 (X O)	DGP 8068 (X O)
6'-11" / 6'-10 3/8" / 67"	DGP 26611 (O)	DGP 30611 (O)	DGP 40611 (O)	DGP 50611 (X O)	DGP 60611 (X O)	DGP 80611 (X O)
Glass Dim.	20"	26"	38"	20"	26"	38"
7'-9 3/4" / 7'-9 1/4" / 80"					DGP 60710 (X O)	
8'-0" / 7'-11 1/2" / 80"	DGP 2680 (O)	DGP 3080 (O)	DGP 4080 (O)	DGP 5080 (X O)	DGP 6080 (X O)	DGP 8080 (X O)

Available Grille Patterns

6'8 & 6'11 Height items

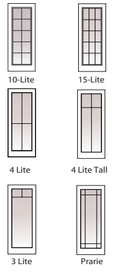

For 8' Height

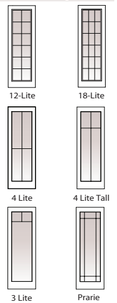

Three & Four Panel Units

Rough Opening	7'-8 1/8"	9'-2 1/8"	12'-2 1/8"	9'-10"	11'-9 7/8"
Unit Dim.	7'-7 3/8"	9'-1 3/8"	12'-1 3/8"	9'-9 1/4"	11'-9 1/8"
Glass Dim.	21 5/16"	27 5/16"	38"	21 5/16"	27 5/16"
6'-8" / 6'-7 1/2" / 67"	DGP 7668 (X O – O)	DGP 9068 (X O – O)	DGP 12068 (X O – O)	DGP 10068 (O X X O)	DGP 12068 (O X X O)
6'-11" / 6'-10 3/8" / 67"	DGP 76611 (X O – O)	DGP 90611 (X O – O)	DGP 120611 (X O – O)	DGP 100611 (O X X O)	DGP 120611 (O X X O)
Glass Dim.	20"	26"	38"	20"	26"
8'-0" / 7'-11 1/2" / 80"	DGP 7680 (X O – O)	DGP 9080 (X O – O)	DGP 12080 (X O – O)	DGP 10080 (O X X O)	DGP 12080 (O X X O)

Reference	One Panel	Two Panels	
Handing Call-out	O	OX	XO
Reference Code	S	SR	LS

Reference	Three Panels	
Handing Call-out	XO-O	O-OX
Reference Code	LSS	SSR

Reference	Three Panels	
Handing Call-out	OX-O	O-XO
Reference Code	SRS	SLS

Reference	Four Panels
Handing Call-out	OXXO
Reference Code	SPLS

LEGEND

- Handing from exterior view
- Doors are not reversible
- Retractable screen available as an option

O = Fixed Panel
X = Active Panle
S = Stationary Panel
DGP= Gliding Door

UNITS AND DIMENSIONS

3/4 Lite Gliding Units

Rough Opening	2'-8 1/4"	3'-2 1/4"	5'	6'	7'-8 1/8"	9'-2 1/8"	9'-10"	11'-9 7/8"
Unit Dim.	2'-7 1/2"	3'-1 1/2"	4'-11 1/4"	5'-11 1/4"	7'-7 3/8"	9'-1 3/8"	9'-9 1/4"	11'-9 1/8"
Glass Dim.	20"	26"	20"	26"	20"	26"	20"	26"
6'-8" / 6'-7 1/2" / 48"	DGP 2668 (O)	DGP 3068 (O)	DGP 5068 (X O)	DGP 6068 (X O)	7668	9068	DGP 10068 (O X X O)	DGP 12068
6'-11" / 6'-10 3/8" / 48"	DGP 26611 (O)	DGP 30611 (O)	DGP 50611 (X O)	DGP 60611 (X O)	76611	90611	DGP 100611 (O X X O)	DGP 120611 (O X X O)
Glass Dim.	20"	26"	20"	26"	20"	26"	20"	26"
8'-0" / 7'-11 1/2" / 64"	DGP 2680 (O)	DGP 3080 (O)	DGP 5080 (X O)	DGP 6080 (X O)	7680	9080	DGP 10080 (O X X O)	DGP 12080 (O X X O)

3/4 Lite Panel Specifications

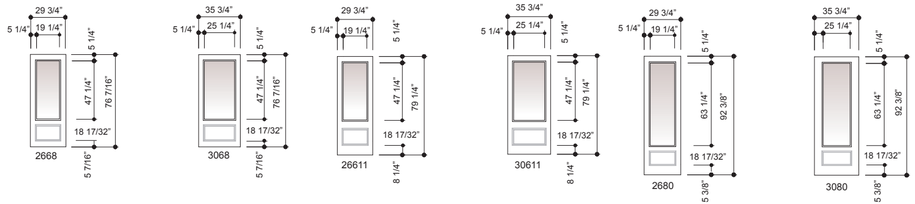

Gliding Patio Doors

Gliding Patio Door

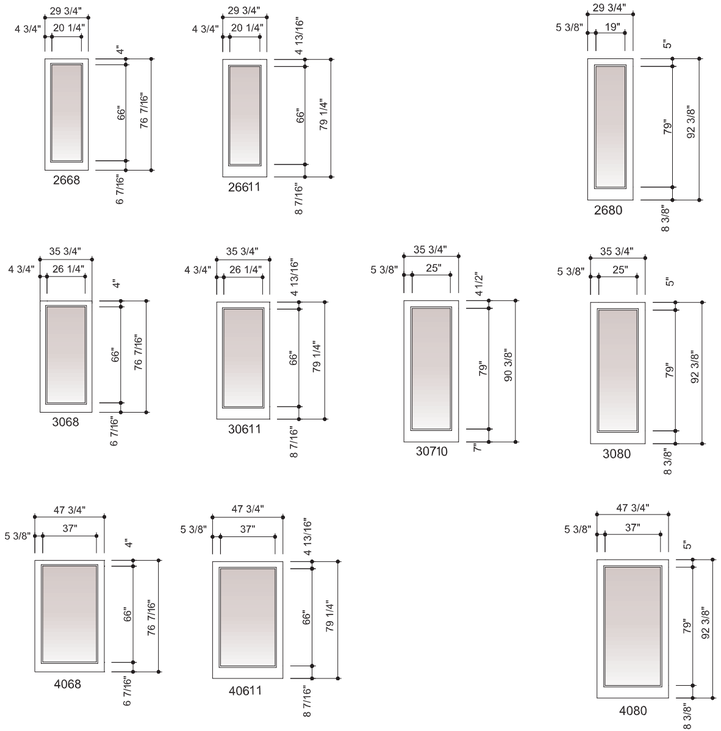

Mull Kits

Gliding

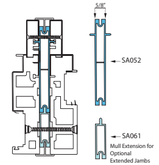

When creating a custom configuration by combining panels and door units, add 5/8" to the rough opening to allow for the width of the aluminum mull.

LEGEND

- Handing from exterior view
- Doors are not reversible
- Retractable screen available as an option

O = Fixed Panel
X = Active Panle
S = Stationary Panel
DGP= Gliding Door

Transoms For Hinged Doors

Rough Opening	2'-7 3/8"	2'-9 3/8"	3'-1 3/8"	5'	5'-4"	6'
Unit Dim.	2'-6 5/8"	2'-8 5/8"	3'-0 5/8"	4'-11 1/4"	5'-3 1/4"	5'-11 1/4"
Glass Dim.	28 1/2"	30 1/2"	34 1/2"	57 1/8"	61 1/8"	69 1/8"
				27 3/4"	29 3/4"	33 3/4"
1'-1 1/2"	* GTI 2610 * GTO 2610	* GTI 2810 * GTO 2810	* GTI 3010 * GTO 3010	GTI 5010 GTO 5010	* GTI 5410 * GTO 5410	GTI 6010 GTO 6010
1'-4 1/2"	* GTI 2614 * GTO 2614	* GTI 2814 * GTO 2814	* GTI 3014 * GTO 3014	GTI 5014 GTO 5014	* GTI 5414 * GTO 5414	GTI 6014 GTO 6014
2'-1/2"	* GTI 2620 * GTO 2620	* GTI 2820 * GTO 2820	* GTI 3020 * GTO 3020	GTI 5020 GTO 5020	* GTI 5420 * GTO 5420	GTI 6020 GTO 6020

	* GTI 5010-2 TDL GTO 5010-2 TDL	* GTI 5410-2 TDL * GTO 5410-2 TDL	GTI 6010-2 TDL GTO 6010-2 TDL
	GTI 5014-2 TDL GTO 5014-2 TDL	* GTI 5414-2 TDL * GTO 5414-2 TDL	GTI 6014-2 TDL GTO 6014-2 TDL
	GTI 5020-2 TDL GTO 5020-2 TDL	* GTI 5420-2 TDL * GTO 5420-2 TDL	GTI 6020-2 TDL GTO 6020-2 TDL

For Vented Sidelight

Rough Opening	4'-11 1/2"	5'-10 3/4"	7'-10 3/4"
Unit Dim.	4'-10 3/4"	5'-10"	7'-10"
Glass Dim.	56 5/8" 27 7/16"	67 7/8" 33 1/16"	45 1/16"
1'-1 1/2"	*GTV 5010	*GTV 6010	
	*GTV 5010-2 TDL	*GTV 6010-2TDL	*GTV 8010-2TDL
1'-4 1/2"	*GTV 5014	*GTV 6014	
	*GTV 5014-2TDL	*GTV 6014-2TDL	*GTV 8014-2TDL
2'-1/2"	*GTV 5020	*GTV 6020	
	*GTV 5020-2 TDL	*GTV 6020-2 TDL	*GTV 8020-2 TDL

For 3 Panel

Rough Opening	7'-4 9/16"	7'-10 9/16"	8'-10 9/16"
Unit Dim.	7'-3 13/16"	7'-9 13/16"	8'-9 13/16"
Glass Dim.	27 7/16"	29 7/16"	33 7/16"
1'-1 1/2"	* GTI 7610-3 TDL * GTO 7610-3 TDL	* GTI 8010-3 TDL * GTO 8010-3 TDL	* GTI 9010-3 TDL * GTO 9010-3 TDL
1'-4 1/2"	* GTI 7614-3 TDL * GTO 7614-3 TDL	* GTI 8014-3 TDL * GTO 8014-3 TDL	* GTI 9014-3 TDL * GTO 9014-3 TDL
2'-1/2"	* GTI 7620-3 TDL * GTO 7620-3 TDL	* GTI 8020-3 TDL * GTO 8020-3 TDL	* GTI 9020-3 TDL * GTO 9020-3 TDL

LEGEND

1. Rough Opening Width=Unit Dim. Width + 3/4"
2. Rough Opening Height = Unit Dim. Height + 1/2"
3. Glass Option: Clear / Inner Grille / Art Glass
4. Custom Size Also Available by Special Order
5. Standard transom are equal size glass
6. Special size or special Lite pattern must be by special order
7. GTI = Inswing
8. GTO = Outswing
9. GTV = Vented Sidelight

Note: Transom grid patterns may not align with certain doors. Please call for assistance with transom selection.
* All transoms with divided lites are True Divided Lite (TDL). Grille between glass (GBG) and simulated divided lite (SDL) options are also available.

Transoms For Gliding Doors

Rough Opening	2'-8 1/4"	3'-2 1/4"	4'-2 1/4"	5'	6'	8'
Unit Dim.	2'-7 1/2"	3'-1 1/2"	4'-1 1/2"	4'-11 1/4"	5'-11 1/4"	7'-11 1/4"
Glass Dim.	29 7/16"	35 7/16"	47 7/16"	57 1/8"	69 1/8"	
				27 3/4"	33 3/4"	45 3/4"
1'-1 1/2"	* GTG 2610	* GTG 3010	* GTG 4010	GTG 5010	GTG 6010	
				GTG 5010-2 TDL	GTG 6010-2 TDL	GTG 8010-2 TDL
1'-4 1/2"	* GTG 2614	* GTG 3014	* GTG 4014	GTG 5014	GTG 6014	
				GTG 5014-2 TDL	GTG 6014-2 TDL	GTG 8014-2 TDL
2'-1/2"	* GTG 2620	* GTG 3020	* GTG 4020	GTG 5020	GTG 6020	
				GTG 5020-2 TDL	GTG 6020-2 TDL	GTG 8020-2 TDL

For 3 Panel

Rough Opening	7'-8 1/8"	9'-2 1/8"	12'-2 1/8"
Unit Dim.	7'-7 3/8"	9'-1 3/8"	12'-1 3/8"
Glass Dim.	28 5/8"	34 5/8"	46 5/8"
1'-1 1/2"	* GTG 7610-3 TDL	* GTG 9010-3 TDL	* GTG 12010-3 TDL
1'-4 1/2"	* GTG 7614-3 TDL	* GTG 9014-3 TDL	* GTG 12014-3 TDL
2'-1/2"	* GTG 7620-3 TDL	* GTG 9020-3 TDL	* GTG 12020-3 TDL

For 4 Panel

Rough Opening	9'-10"	11'-9 7/8"
Unit Dim.	9'- 9 1/4"	11'-9 1/8"
Glass Dim.	27 1/2"	33 1/2"
1'-1 1/2"	* GTG 10010-4 TDL	* GTG 12010-4 TDL
1'-4 1/2"	* GTG 10014-4 TDL	* GTG 12014-4 TDL
2'-1/2"	* GTG 10020-4 TDL	* GTG 12020-4 TDL

Guides

Handing Guide

Single Doors

Exterior View

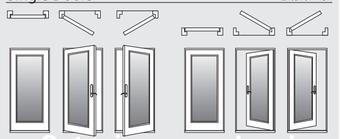

Inswing Vented Sidelight - 6'8" Retro Fit

Exterior View

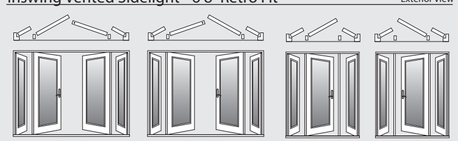

Center Hinged Doors (2 panel)

Exterior View

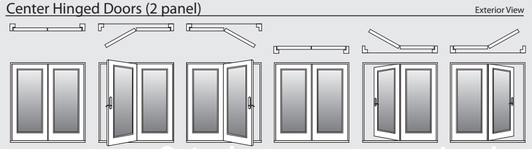

Double Hinged Doors (2 panel)

Exterior View

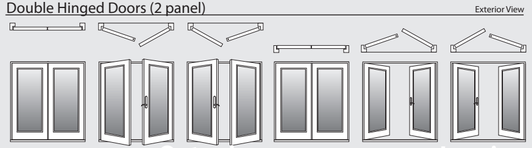

Center Hinged Doors (3 panel)

Exterior View

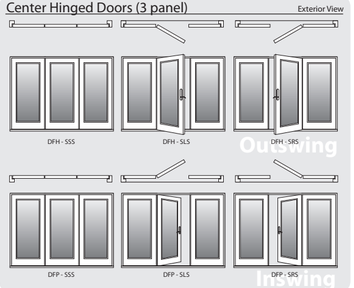

Gliding Doors

Exterior View

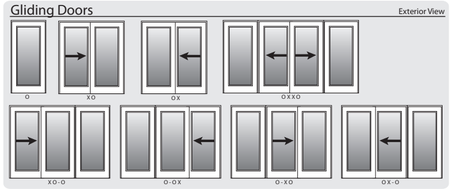

Painting Guide

Materials Needed

1. Scotch Brite Pad (Fine) or 320-400 grit sandpaper.
2. For water-based application: Acrylic primer/ acrylic latex-based exterior grade paint. We recommend using "Sherwin Williams PrimeRX® Peel Bonding Primer" with compatible acrylic-latex paint for optimal paint adhesion.

Step 1: Surface Preparation

1. Remove all the hardware and mask off anything you don't want painted.
2. Lightly scuff sand the surface with a Scotch Brite pad or fine sandpaper.
3. Wipe the door with acetone to clean any dust or residue from the surface. Allow acetone to dry from the surface before applying primer.
4. Do not use hydrocarbon based solvents to clean the surface as such products may leave a residue.
5. Apply primer with a paint brush. Follow the manufacturer's instructions for drying time before applying topcoat. Continue to apply primer to all 6 sides, include bores and mortises.
6. The primer must be completely dry before applying the topcoat.

Step 2: Painting

1. Apply exterior grade paint with a paint brush.
2. It is common practice to paint both stiles the same color as the exterior side of the door. If applying a second coat, follow the manufacturer's instructions for drying time between coats.
3. Continue to apply the topcoat to all 6 sides. Door panels which have been bored and mortised for hardware should be finished inside of the lock bore as well.

Caution

1. Painting Neuma Doors dark colors can result in poor performance. Dark colors are considered any color that falls within the lightness (L) value of 56 to 0. Where 100 is white and 0 is black. Use paint with a light reflective value (LRV) of 57 units or greater.
2. When using stains, mineral spirits, paints, or other hazardous materials, always read and follow the manufacturer's instructions. Neuma Doors makes no representations as to the proper use of other manufacturers' products.
3. When working with paints or solvents, make sure the working area is well ventilated.
4. Keep away from heat and flame as materials may be combustible.
5. Paints or solvents may cause skin and eye irritation. Avoid contact with skin and eyes.
6. Keep out of reach of children.

Maintenance

All well-finished fiberglass doors will be affected by exposure and weathering from sun, moisture, and air pollutants. It is considered normal maintenance to re-apply the topcoat approximately every two years.

Staining Guide

Materials Needed

1. Pre-Mixed Stain (1/2 pint)
2. Mineral Spirits (4 fl. oz.)
3. Top Coat/Sealer (20 fl. oz.)
4. Two Clean Cloths
5. One Pair Protective Gloves
6. 3'' China Bristle Brush
7. Two Stir Sticks
8. Finishing Instruction

Step 1: Surface Preparation

1. If possible, lay door horizontally on a padded surface to prevent scratches.
2. Remove all the hardware and mask off anything you don't want stained.
3. DO NOT SAND WOODGRAINED COMPOSITE.
4. Wipe the door with mineral spirits to clean any dust or residue from the surface. Allow door surface to dry completely before applying stain.

Step 2: Stain Application

Apply stain with a 3" to 4" soft bristle brush, or rag to small sections of the door at a time. Apply enough stain to fill the door grain.

With a clean, lint-free 24 x 24 inch cloth, softly wipe the surface until you reach your desired tone.
TIP: When the rag becomes saturated with stain, re-fold to work with a less-saturated section. Be sure to use the same rag for the whole door.

After all the stain is brushed evenly you may add finishing touches by using a small 1" to 2" brush or
cotton swabs.
Additional coats may be applied to achieve desired look. Follow all stain manufacturers instructions for proper application (if different) and compatibility information.

Step 3: Protective Top Coat

Application of a polyurethane top coat with UV inhibitors like ZAR™ Exterior polyurethane, Wood Kote® Flagship UV, or Minwax® Fast Drying Polyurethane for exterior applications.

1. After stain has completely dried (48 hours), mix the top coat well and apply evenly using a clean dry 2" soft bristle brush or 3" foam brush. Be sure to stop when the grain changes direction.
2. Apply two or three coats of finish, allowing at least 24 hours of drying time between each application.

Normal Maintenance

Even a well-finished door will be affected by exposure and weathering from sun, moisture, and air pollutants. It is considered normal maintenance to re-apply the topcoat approximately every two years. Due to the variability in finishing materials, application conditions and techniques, all of which are beyond the control of Neuma Doors. Neuma cannot be responsible for the performance of field applied finishes or individual application techniques.

* Staining instructions are for Oil-Based, Premium Quality Stains or similar product designed for use on fiberglass. Please note the instructions indicated are specific to the Zar brand stain. Please reference stain manufacturers instructions before applying any stain.

Oxidation/ Chalking Cleaning Guide

Composite and fiberglass products are low-maintenance and easy to care for, they will perform their best with some occasional attention. In rare cases, products can be affected by solar energy or chemicals that can cause a change in color - including fading, darkening or yellowing. In most climates and with many mild chemicals, a change may not even be noticed. In other cases, however, the color change may be more dramatic and become cause for concern.

A chalky white substance on your patio doors panels maybe caused by oxidation, which occurs most often during damp or wet weather. Oxidation can be cleaned from most doors, but the process can be time-consuming and labor-intensive.

Suggested cleaning and maintenance

1. Rinse with a light spray of water to remove dust, dirt and debris. Use a garden hose and spray the water downward to avoid getting any beneath the door panels, where it can damage the floor beneath.



2. Wear safety glasses to avoid spraying cleaning solution into your eyes as you work. Mix 5 cups of vinegar into 1 gallon of hot water, and pour some of this solution into a spray bottle.

3. Apply the vinegar and water solution onto a small section of trim and scrub with a long-handle, soft-bristle cleaning brush. Work from the bottom of the trim up to avoid streaking. Sections of about 10 feet or less are usually easier to work with than larger sections, because the vinegar and water solution won't have time to dry on the panels before you rinse.

4. Hose off the trim with a gentle spray of clean water, again spraying downward.

5. Continue to spray and scrub the oxidation until you have cleaned all of the trim. Use a ladder to reach sections of trim on the upper levels of your home.

6. HPVD handle sets should be wiped down with a non-abrasive, clean, damp cloth once a month. The protective coating on the HPVD handle sets naturally have a dull appearance. Do not attempt to polish the HPVD handle set as it will destroy the protective finish.

Maintenance Guide

1. Vacuum dirt and debris from sill and track areas before washing
2. Clean glass and door frame with a mixture of mild dish soap and water. Rinse completely with clean water and wipe dry with a soft cloth to avoid water spots.
3. Avoid washing glass in direct sunlight.
4. Never use abrasive or caustic cleaners. They can cause permanent damage to the frame finish or the glass.
5. Mild, nonabrasive soaps are usually the safest for most dirt and stain removal, but any cleaner you use should be tested in an inconspicuous area first.
6. Always rinse completely with clear water and wipe dry if possible.
7. Check to make sure drainage or "weep" holes are always clear of dirt and obstructions - both inside and outside the door in the bottom of the frame.
8. Clean screens by removing them, washing them on a flat, clean surface with mild soap and water and a soft brush. Then rinse, wipe dry and reinstall.
9. Doors with moving parts include hardware components that should be lubricated periodically. In salt-air environments, these components require monthly lubrication.
10. After wiping clean, use a silicone spray with a non-petroleum-based propellant on door or sliding door tracks, rollers and locking hardware

Hinged Non-Impact

Hinged Patio Doors - Non-Impact Inswing AAMA Test Results (Full Lite Panel)

Product specification	Design Pressure Rating	Structure Performance (psf)	Water Resistance (psf)	Air Infiltration (cfm/ft²)	AAMA 101 Standard	F.B.C & T.D.I Approval No.
3068, 30611, L/R/S	DP40	+90/-90	6.0	0.09	SHD-CLASS R-PG40 144" X 83"	FL 14752.5-R4 FL 14752.7-R4 dr649
6068, 60611, LP/PR/SL/RS/SS	DP40	+90/-90	6.0			
12068, 120611, SLPS/SPRS	DP40	+90/-90	6.0			
3080, L/R/S	DP50	+75/-75	7.5	0.02	SHD-CLASS R-PG50 144" X 96"	FL 14752.23-R4 dr649
6080, LP/PR/SL/RS/SS	DP50	+75/-75	7.5			
12080, SLPS/SPRS	DP50	+75/-75	7.5			

Inswing - Non-Impact AAMA Test Results (3/4 Lite Panel)

Product specification	Design Pressure Rating	Structure Performance (psf)	Water Resistance (psf)	Air Infiltration (cfm/ft²)	AAMA 101 Standard
12080 SLPS	DP50	+75/-75	7.5	0.006	SHD-class R-PG50 143 1/8"x95 1/2"
120611 SLPS	DP50	+75/-75	7.5	0.1	SHD-class R-PG50 143 1/8"x82 1/2"

Outswing - Non-Impact AAMA Test Results (Full Lite Panel)

Product specification	Design Pressure Rating	Structure Performance (psf)	Water Resistance (psf)	Air Infiltration (cfm/ft²)	AAMA 101 Standard
3068, 30611, L/R/S	DP65	+97.5/-97.5	9.75	0.19	SHD-CLASS R-PG70 143 1/4" X 82 1/2"
	DP70	+105/-105	10.5		
6060, 60611, LP/PR/SL/RS/SS	DP65	+97.5/-97.5	9.75		
	DP70	+105/-105	10.5		
12068, 120611, SLPS/SPRS	DP65	+97.5/-97.5	9.75		
	DP70	+105/-105	10.5		
3080, L/R/S	DP65	+97.5/-97.5	9.75	0.14	SHD-CLASS R-PG70 143 1/4" X 95 3/4"
	DP70	+105/-105	10.5		
6080, LP/PR/SL/RS/SS	DP65	+97.5/-97.5	9.75		
	DP70	+105/-105	10.5		
12080, SLPS/SPRS	DP65	+97.5/-97.5	9.75		
	DP70	+105/-105	10.5		

Sound Transmission Class - Non-Impact Hinged

Product Specification	STC	OITC
6068, LP Outswing (0.625" Standard Non-Impact Glass)	29	25

Outswing - Non-Impact AAMA Test Results (3/4 Lite Panel)

Product specification	Design Pressure Rating	Structure Performance (psf)	Water Resistance (psf)	Air Infiltration (cfm/ft²)	AAMA 101 Standard
12080 SLPS	DP50	+75 / -75	7.5	0.001	SHD-class R-PG50 143 1/8"x95 1/2"
12068,SLPS	DP50	+75 / -75	7.5	0.001	SHD-class R-PG50 143 1/8"x79 1/2"

Vented Sidelight - Non-Impact AAMA Test Results

Product specification	Design Pressure Rating	Structure Performance (psf)	Water Resistance (psf)	Air Infiltration (cfm/ft²)	AAMA 101 Standard
8068, LLPR	DP30	+45/-45	4.5	0.02	HGD-LC30 94" X 83"

Energy Performance Rating (Full Lite Panel) - Non-Impact for Hinged Patio Doors

Product Specification	U-Factor (BTU/hrft² F)	Solar Heat Gain Coefficient (SHGC)	Visible Light Thansmittance (VT)
LoE 340	0.25	0.09	0.18
LoE 366	0.25	0.14	0.30
LoE 366 (with Mini Blind)	0.27	0.12	0.25

**For all product testing approval numbers and information, please visit http://www.neumadoors.com/resource*

***For Florida Building Code Approval, please see http://www.floridabuilding.org/pr/pr_app_srch.aspx. For Texas Department of Insurance Approval, see http://www.tdi.state.tx.us/wind/prod/indexdr.html . For Dade County Approval, see http://www.miamidade.gov/building/pc-search_app.asp?*

Hinged Impact

Hinged Patio Doors - Impact & Cycle Testing Performance

Product specification	Max. Testing Dimension	Design Pressure Rating	Structure Performance (psf)	Water Resistance (PSF)	Air Infiltration (cfm/ft²)	Test Standard
Inswing SLPS (OXXO)	11'11" X 6'11"	DP50	+75/-75	7.5	.03	ASTM E1886/ASTM E1996
Outswing SLPS (OXXO)	11'11" X 6'11"	DP50	+75/-75	7.5	.01	ASTM E1886/ASTM E1996
		DP70	+105/-105	10.5		
Outswing SLP (OXX)	9'1" X 6'11"	DP70	+105/-105	10.5	.003	TAS201/202/203
Inswing SLPS (OXXO)	11'11" X 8'0"	DP50 Structural Only	+75/-75	2.9	.002	ASTM E1886/ASTM E1996
Inswing SLP (OXX)	9'1" X 8'0"	DP50 Structural Only	+75/-75	3.75	.12	TAS201/202/203
Outswing SLPS (OXXO)	11'11" X 8'0"	DP50	+75/-75	7.5	.003	ASTM E1886/ASTM E1996
		DP70	+105/-105	10.5		
Outswing SLP (OXX)	9'1" X 8'0"	DP50	+75/-75	7.5	.01	TAS201/202/203
Outswing SLPL (OXXO)	12'1" X 8'0"	DP70	+105/-105	10.5	.002	TAS201/202/203

3/4 Lite Panel - Impact & Cycle Testing Performance

Product specification	Max. Testing Dimension	Design Pressure Rating	Structure Performance (psf)	Water Resistance (PSF)	Air Infiltration (cfm/ft²)	Test Standard
Inswing SLP(OXX)	8'10" X 8'0"	DP50 Structural Only	+75/-75	3.75	.003	ASTM E1886 / ASTM E1996
Outswing SLP(OXX)	8'10" X 8'0"	DP50	+75/-75	7.5	.001	ASTM E1886 / ASTM E1996
Outswing SLPS(OXXO)	11'11" X 6'8"	DP50	+75/-75	7.5	.001	ASTM E1886 / ASTM E1996
Inswing SLPS(OXXO)	11'11" X 6'11"	DP50	+75/-75	7.5	.1	ASTM E1886 / ASTM E1996

Energy Performance Rating (Full Lite Panel)--For Impact Hinged Patio Doors

Product Specification	U-Factor (BTU/hrft² F)	Solar Heat Gain Coefficient (SHGC)	Visible Light Thansmittance (VT)
LoE 340	0.24	0.09	0.18
LoE 366	0.24	0.13	0.30

**For all product testing approval numbers and information, please visit http://www.neumadoors.com/resource*

***For Florida Building Code Approval, please see http://www.floridabuilding.org/pr/pr_app_srch.aspx. For Texas Department of Insurance Approval, see http://www.tdi.state.tx.us/wind/prod/indexdr.html . For Dade County Approval, see http://www.miamidade.gov/building/pc-search_app.asp?*

Sound Transmission Class - Hinged Impact

Product Specification	STC	OITC
3080, L Inswing (1" Double Laminated Glass)	35	23
3080, L Outswing (1" Double Laminated Glass)	35	30
6068, LP Inswing (1" Standard Impact Glass)	34	30
6068, LP Inswing (1" Double Laminated Glass)	35	31
6068, LP Outswing (1" Standard Impact Glass)	34	30
6068, LP Outswing (1" Double Laminated Glass)	34	31

Gliding Non-Impact

Gliding Patio Doors - Non-Impact AAMA Test Result (Full Lite Panel)

Product specification	Design Pressure Rating	Structure Performance (psf)	Water Resistance (psf)	Air Infiltration (cfm/ft²)	AAMA 101 Standard
6068,60611, LS/SR(XO/OX)	DP50	+75/-75	7.5	0.028	SGD-Class R-PG50 142" x 83"
9068, 90611, SSR/LSS (OOX/XOO)	DP50	+75/-75	7.5		
12068, 120611, SPLS (OXXO)	DP50	+75/-75	7.5		
8068, 80611, LS/SR (XO/OX)	DP50	+75/-75	7.5	0.007	SGD-Class R-PG50 146" x 83"
12068, 120611, SRS (OXO)	DP50	+75/-75	7.5		
6080, LS/SR (XO/OX)	DP50	+75/-75	7.5	0.074	SGD-Class R-PG50 142" x 96"
9080, SSR/LSS (OOX/XOO)	DP50	+75/-75	7.5		
12080, SPLS (OXXO)	DP50	+75/-75	7.5		
8080, LS/SR (XO/OX)	DP50	+75/-75	7.5	0.028	SGD-Class R-PG50 146" x 96"
12080, SRS (OXO)	DP50	+75/-75	7.5		

Energy Performance Rating -- For Gliding Patio Doors Non-impact

Product Specification	U-Factor (BTU/hrft² F)	Solar Heat Gain Coefficient (SHGC)	Visible Light Thansmittance (VT)
LoE 340	0.27	0.12	0.24
LoE 366	0.26	0.18	0.40
LoE 366 (with Mini Blind)	0.29	0.15	0.34

Sound Transmission Class - Non-Impact

Product Specification	STC	OITC
6068, LS Gliding (1" Standard Non-impact Glass)	30	25
6068, LS Gliding (0.625" Standard Non-impact Glass)	27	23

NON-IMPACT

Impact

Gliding Patio Doors - Impact & Cycle Testing Performance

Product specification	Max. Testing Dimension	Design Pressure Rating	Structure Performance (psf)	Water Resistance (PSF)	Air Infiltration (cfm/ft²)	Test Standard
SRS(OXO)	12'1" X 6'11"	DP50	+75/-75	7.5	.072	ASTM E1886/ASTM E1996
SRS(OXO)	12'1" X 6'11"	DP50	+75/-75	7.5	.011	TAS201/202/203
SPLS(OXXO)	11'9" X 6'11"	DP50	+75/-75	7.5	.01	ASTM E1886/ASTM E1996
SPLS(OXXO)	11'9" X 6'11"	DP50	+75/-75	7.5	.16	TAS201/202/203
SRS(OXO)	12'1" X 8'0"	DP50	+75/-75	7.5	.057	ASTM E1886/ASTM E1996
SRS(OXO)	12'1 X 8'0"	DP50	+75/-75	7.5	.23	TAS201/202/203
SPLS(OXXO)	11'9" X 8'0"	DP50	+75/-75	7.5	.02	ASTM E1886/ASTM E1996
SPLS(OXXO)	11'9" X 8'0"	DP50	+75/-75	7.5	.02	TAS201/202/203

Sound Transmission Class - Impact

Product Specification	STC	OITC
6068, SR Gliding (1" Double Laminated Glass)	33	30
6068, SR Gliding (1" Standard Impct Glass)	32	29

IMPACT

Energy Performance Rating -- For Gliding Patio Doors Impact

Product Specification	U-Factor (BTU/hrft² F)	Solar Heat Gain Coefficient (SHGC)	Visible Light Thansmittance (VT)
LoE 340	0.26	0.11	0.24
LoE 366	0.26	0.17	0.39

**For all product testing approval numbers and information, please visit http://www.neumadoors.com/resource*

***For Florida Building Code Approval, please see http://www.floridabuilding.org/pr/pr_app_srch.aspx. For Texas Department of Insurance Approval, see http://www.tdi.state.tx.us/wind/prod/indexdr.html . For Dade County Approval, see http://www.miamidade.gov/building/pc-search_app.asp?*

Transom

Transom Test Results - Non Impact
AAMA Test Results (Full Lite Panel)

Product specification	Design Pressure Rating	Structure Performance (psf)	Water Resistance (psf)	Air Infiltration (scfm/ft²)	AAMA 101 Standard	Using
GTI/GTG 6020	DP80	+120/-120	12.0	0.01	TR-LC80 71 1/4" X 24"	Inswing/Gliding
GTI/GTG 12020 (With mullion)	DP75	+120/-120	11.25	0.01	TR-LC75 145 3/8" X 24"	
GTO 6020	DP80	+120/-120	12.0	0.01	TR-LC80 71 1/4" X 24"	Outswing
GTO 12020 (With mullion)	DP75	+120/-120	11.25	0.02	TR-LC75 145 3/8" X 24"	

Transom Test Results - Impact
& Cycle Testing Performance

Product specification	Design Pressure Rating	Structure Performance (psf)	Water Resistance (psf)	Air Infiltration (cfm/ft2)	Test Standard
GTI/GTO/GTG 6020	DP80	+120/-120	12.0	0.01	TAS 201/202/203
GTI/GTO/GTG 12020 (with mullion)	DP80	+120/-120	12.0	0.01	TAS 201/202/203

Limited Lifetime Warranty

For full warranty information, exclusions, limitations, and warranty service request procedures, please visit http://www.neumadoors.com/pdf/warranty.pdf.

NAN YA PLASTICS CORPORATION USA OFFERS A NON-TRANSFERABLE LIMITED LIFETIME WARRANTY OF THE NEUMA PATIO DOOR SYSTEM AGAINST: DEFECTS IN MATERIALS AND WORKSMANSHIP INCLUDING; PEELING, CRACKING AND DELAMINATION.
PROPER MAINTENANCE IS REQUIRED.
IT DOES NOT COVER VARIATIONS OR CHANGES IN THE COLOR OF THE DOOR PANEL INCLUDING BUT NOT LIMITED TO CHALKING AND DISCOLORATION. SHOULD SUCH CHANGES OCCURE, PANELS MAY BE PAINTED ACCORDING TO MANUFACTURER INSTRUCTIONS. DOOR TRIM AND HANDLE FINISH ARE NOT COVERED. THIS LIMITED WARRANTY IS IN LIEU OF AND EXCLUDES ALL OTHER WARRANTIES NOT EXPRESSLY SET FORTH, EXPRESS OR IMPLIED BY OPERATION OF LAW OR OTHERWISE, INCLUDING WITHOUT LIMITATION TO ANY IMPLIED WARRANTIES OF MERCHANTABILITY OR FITNESS FOR A PARTICULAR PURPOSE. TO THE EXTENT THAT ANY IMPLIED WARRANTIES MAY NONETHELESS EXIST BY OPERATION OF LAW, SUCH WARRANTIES ARE LIMITED TO THE DURATION PROVIDED BY LAW.
THE LIMITATIONS ON THE LENGTH OF IMPLIED WARRANTIES VARY FROM STATE TO STATE AND THEREFORE, SUCH LIMITATIONS MAY NOT BE APPLICABLE IN YOUR STATE.

Subject to the conditions, exclusion and limitations contained herein, Nan Ya Plastics Corporation USA warrants that the Neuma Patio Door System is free from defects in materials and workmanship from the date of original installation when it has been properly installed in compliance with the manufacturer's installation instructions.

Warranty Coverages During the First Year
Nan Ya Plastics Corporation USA will repair or replace any factory defective door system components or parts at no charge, during the first year after installation.

Warranty Coverages After the First Year
After the first year, replacement parts may be provided at no cost (if found to be a warrantable item), but there is no coverage of labor charges for the removal of defective products or for installation of replacement products. Nan Ya Plastics Corporation USA does not have responsibility, liability, or obligation for, nor will it pay for any removal or installation labor costs for the replacement product.

Warranty Details for Neuma Door Systems in Owner-Occupied Single Family Homes

This Non-Transferable Limited Warranty applies only to the Neuma Patio Door System installed by a licensed and bonded contractor in original owner-occupied single-family detached homes within the United States.

Warranty Coverages for Neuma Door System Components Installed in Owner-Occupied Single Family Homes

1. Door frames: Lifetime for original purchaser as long as purchaser owns home.
2. Mullions: Lifetime for original purchaser as long as purchaser owns home.
3. Astragals: Lifetime for original purchaser as long as purchaser owns home.
4. Door panels: Lifetime for original purchaser as long as purchaser owns home.
5. Transom Frames: Lifetime for original purchaser as long as purchaser owns home.
6. Locking Mechanism: 10 years for the original purchaser, excludes trim finish.
7. Glass Components:
   1) Non-Impact Glass: 20 year pro-rated limited warranty against seal failure.
   2) Impact Glass: 10 year pro-rated limited warranty against seal failure.
   3) Glass with Mini Blinds: 5 year pro-rated limited warranty against seal failure only and 1 year warranty of the magnetic components.
   4) Decorative Glass: 1 year limited warranty against seal failure. Due to the nature of decorative glass, it is expected that there will be slight inconsistencies in caming and beveled glass pieces. Such inconsistencies are not warrantable.

Nan Ya Plastics Corporation USA warrants that insulated glass shall be free from any failure or material obstruction of vision due to a failure of the glass seal for the warranty period. A failed glass seal is defined as one that shows a significant amount of obstruction due to moisture created by a seal failure. Small marks, scratches, and spots which do not exceed company standards or federal government specifications, C 1036-85 do not make insulated glass units defective. See glass warranty chart for more information.

Warranty Details for Neuma Door Systems in Multi-Family and Commercial Applications

This Non-Transferable Limited Warranty applies only to the Neuma Patio Door System installed by a licensed and bonded contractor in (1) residential applications other than original owner-occupied single-family detached homes, and (2) commercial applications within the United States.

Warranty Coverage for Neuma Door System Components Installed in Residential and Commercial Applications

1. Door frames: 10 years from date of installation.
2. Mullions: 10 years from date of installation.
3. Astragals: 10 years from date of installation.
4. Door panels: 10 years from date of installation.
5. Transom frames: 10 years from date of installation.
6. Locking Mechanism: 5 years from the date of installation, excludes trim finish.
7. Glass Components:
   1) Non-Impact Glass: 5 year pro-rated limited warranty against seal failure.
   2) Impact Glass: 5 year pro-rated limited warranty against seal failure.
   3) Glass with Mini Blinds: 5 year pro-rated limited warranty against seal failure only.
   4) Decorative Glass: 1 year pro-rated limited warranty against seal failure. Due to the nature of decorative glass, it is expected that there will be slight inconsistencies in caming and beveled glass pieces. Such inconsistencies are not warrantable.

Nan Ya Plastics USA warrants that insulated glass shall be free from any failure or material obstruction of vision due to a failure of the glass seal for the warranty period. A failed glass seal is defined as one that shows a significant amount of obstruction due to moisture created by a seal failure.

Small marks, scratches, and spots which do not exceed manufacturer standards or federal government specifications, C 1036-85 do not make insulated glass units defective. See glass warranty chart for additional information.

NAN YA PLASTICS CORP. USA
D.B.A Neuma Doors

8989 North Loop East
HOUSTON, Texas 77029
Toll free: 1-866-Doors-15
1-866-366-7715
Fax: 1-888-862-6555
www.neumadoors.com

(01 / 2017)